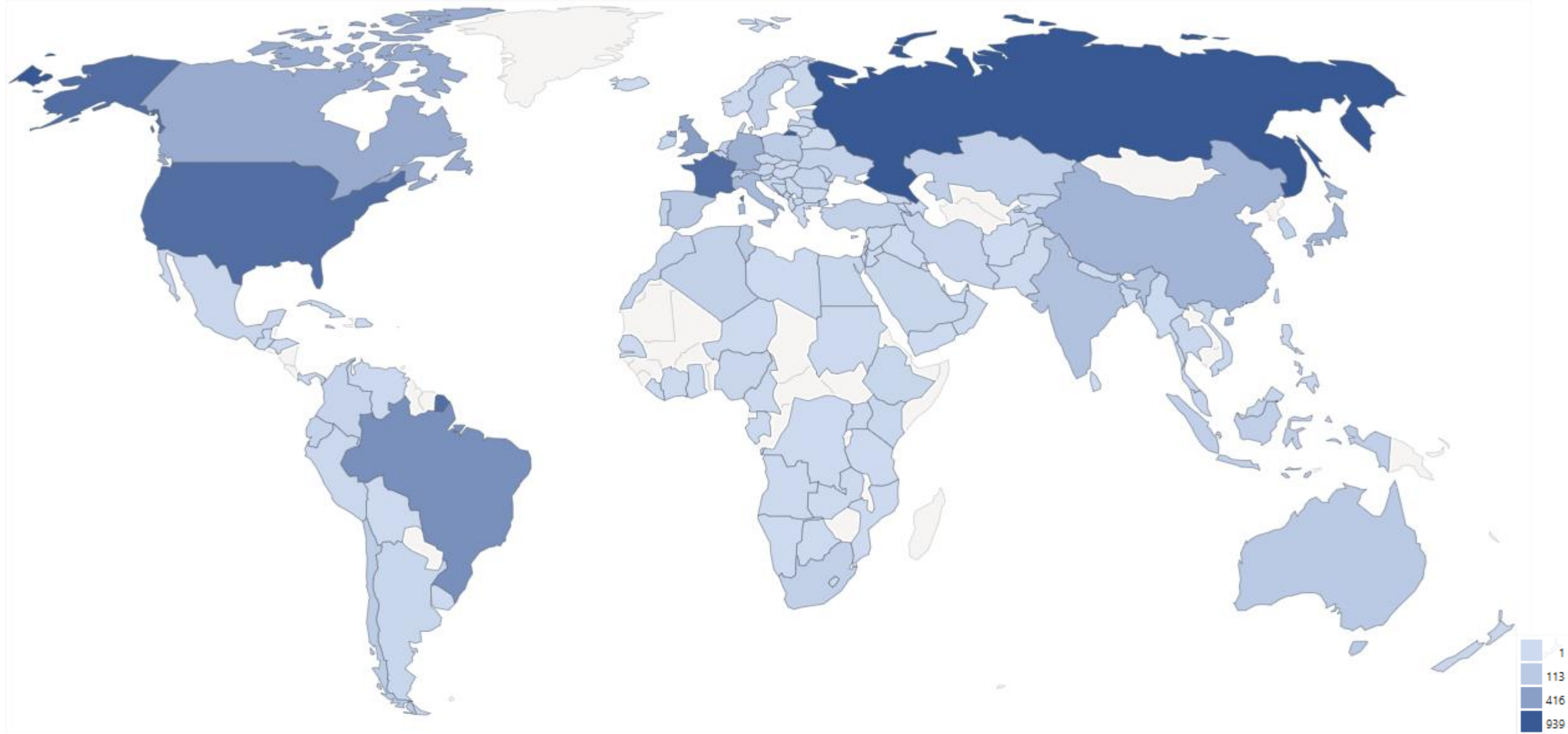


Q3 2020

Visits overview



Q3 2020

Visits overview



7,289 visits



6 min 26s average visit duration



6% visits have bounced (left the website after one page)



16.2 actions (page views, downloads, outlinks and internal site searches) per visit





Q3 2020

Visitor's location

By continent :

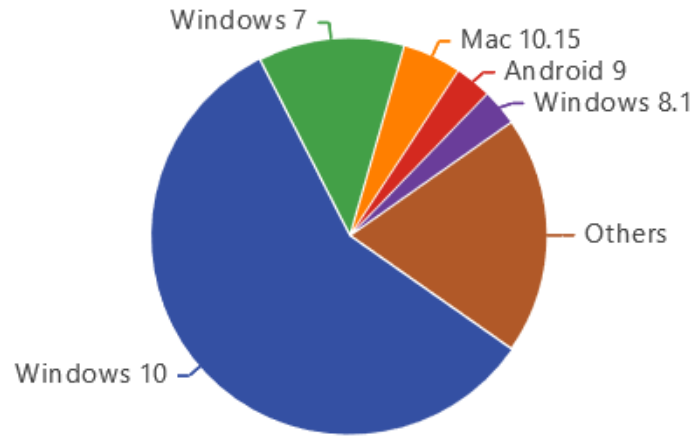
CONTINENT	VISITS
Europe	3,643
Asia	1,158
North America	1,122

By country :

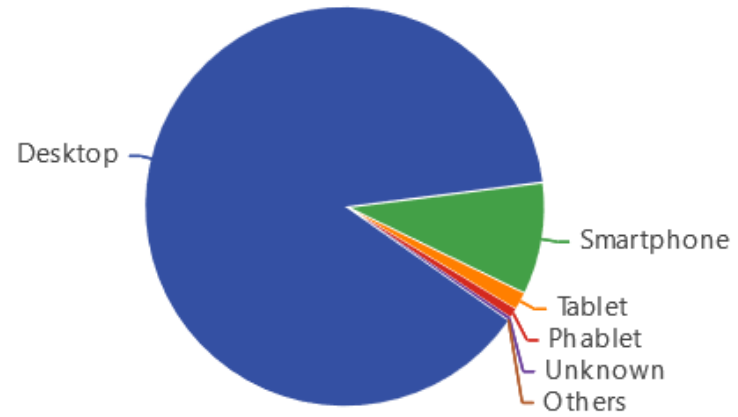
COUNTRY	VISITS
 Russia	939
 France	778
 United States	774
 Brazil	523
 United Kingdom	416
 Canada	321
 Germany	293
 China	256
 Japan	245
 Italy	226
 India	171
 Australia	113
 Spain	110
 Tunisia	107
 Chile	93

Q3 2020

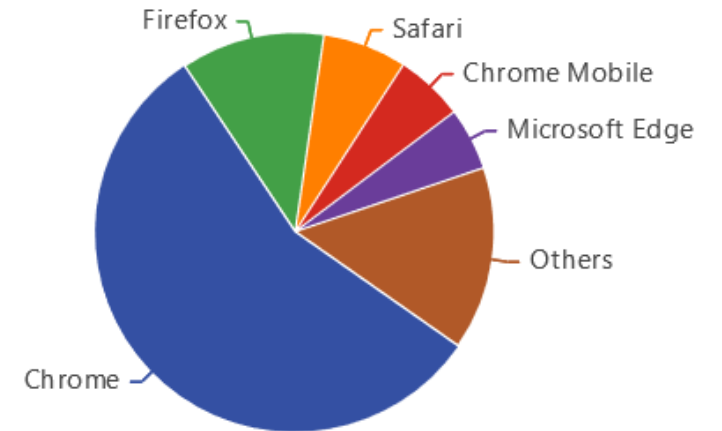
Operating system



Device type



Browser



Q3 2020

Most viewed layers

World CGMW 1:50M Geological Units Onshore	11,247
CIS VSEGEI 1:1M Geology	8,214
AFR CGMW-BRGM 1:10M Geological units	7,400
Europe GISEurope 1:1.5M Bedrock Age	6,348
CIS VSEGEI 1:200K Geology	5,766
Eurasia CGMW 1:12,500,000 Geological Units	4,865
EASIA CCOP 1:2M Combined Bedrock and Superficial Ge...	3,256
BRA CPRM 1:1M Bedrock	3,019
Andes BRGM 1:2M Detailed Geology	2,635