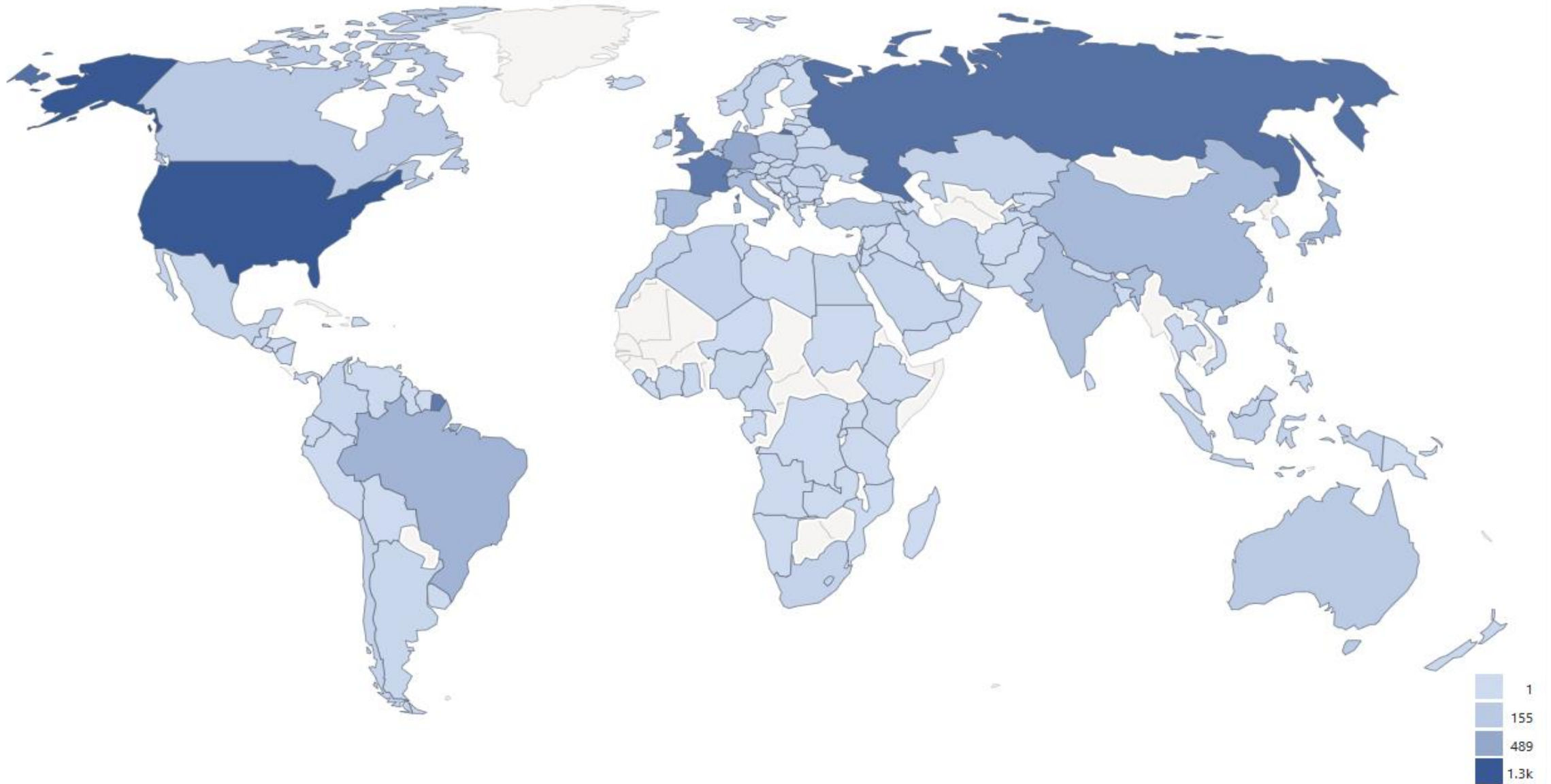


Q2 2020

Visits overview



Q2 2020


Visits overview




9,760 visits



1 min 23s average visit duration



85% visits have bounced (left the website after one page)



1.2 actions (page views, downloads, outlinks and internal site searches) per visit

Q2 2020

Visitor's location

By continent :

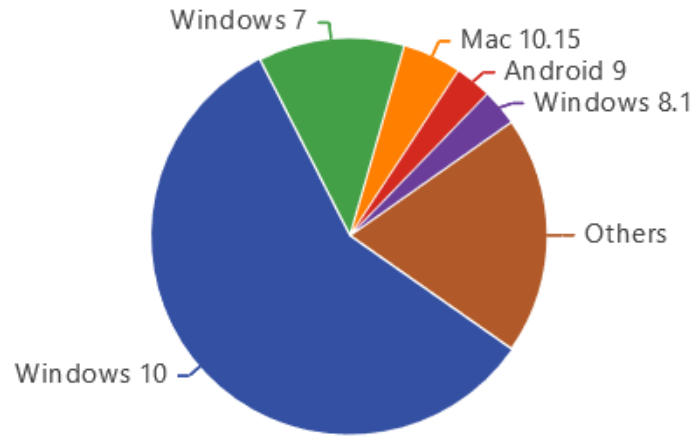
| CONTINENT | VISITS |
|---------------|--------|
| Europe | 5,538 |
| North America | 1,517 |
| Asia | 1,499 |

By country :

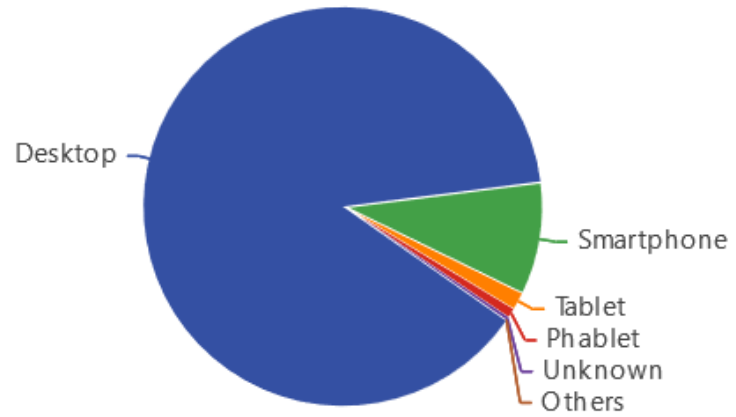
| COUNTRY | VISITS |
|--|--------|
|  United States | 1,310 |
|  Russia | 1,045 |
|  France | 935 |
|  United Kingdom | 801 |
|  Germany | 489 |
|  Brazil | 371 |
|  Netherlands | 351 |
|  Japan | 332 |
|  China | 316 |
|  Spain | 310 |
|  Italy | 303 |
|  India | 254 |
|  Canada | 155 |
|  Poland | 152 |
|  Australia | 149 |

Q2 2020

Operating system



Device type



Browser

